









-  Check Valve w/ unions
-  Pneu Control Valve
-  Manual Valve
-  Union
-  Tee
-  Elbow
-  Reducer/adaptor
-  Rubber coupling

Date	BY	Description	Revision
10/3/09	CTJ	For Review	A
Title Flow Lab Piping			
Client CPCC Ind Study		Design Engr. Cliff Johnson, PE, CSE	
Client Job/PO		Drawing No. FL-001-M	
			Job No.