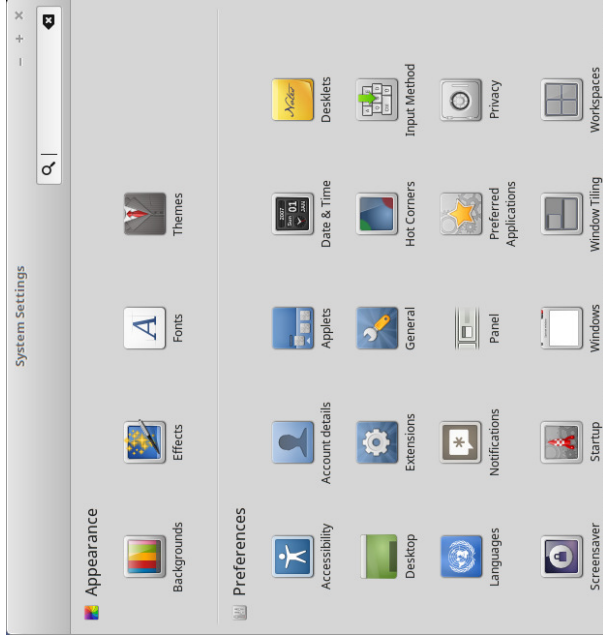


System Settings



Open Office software

Open Office software



Create professional documents, spreadsheets and presentations on Ubuntu with LibreOffice, the open source office suite that's compatible with Microsoft Office. That means you can open and edit files like Word documents, Excel spreadsheets and PowerPoint presentations and share them with other users quickly and easily. Or- use Google docs directly from your desktop

This is the place to increase font size etc.

Scroll down for hardware like printers and user accounts. Use the "Search" window.

Software Suggestion

- **Google Chrome:** I use it for Mail, Calendar, Voice, Images, Docs, and photos.
- **KMyMoney:** good personal money manager.
- **Symthytum:** very good contact mgr, Imports test files (CSV) and is very easy to set up.

Use Software Managers SEARCH and enter the bold text to find it, then click on it to open install window , then click on "install" Mint will take care of installing it... set back and watch. Yes, you must enter your password to get it started.

Don't forget there are thousands of

GAMES



<http://linuxmint.com/>

Download this brochure at:

<http://ctjohnson.com/Computers.html>

The purpose of Linux Mint is to produce a modern, elegant and comfortable operating system which is both powerful and easy to use.

Some of the reasons for the success of Linux Mint are:

- It's totally free of cost and can be upgraded free.
- It's community-driven. Users are encouraged to send feedback to the project so that their ideas can be used to improve Linux Mint.
- It's safe and reliable. Thanks to a conservative approach to software updates, a unique Update Manager and the robustness of its Linux architecture.
- Over 2000 Applications (Programs) are available and can be selected , then installed with only 4 clicks of the mouse
- Upgrading is not required, but can be installed with 2 clicks of the mouse and password.
- Firefox is included as standard browser, however Google Chrome may be installed.
- The included programs will open and back Microsoft Office applications: Word, Excel, Access and Power Point.
- **No antivirus or anti-spy ware is required.**


Cliff T Johnson, PE, CSE

WWW.CTJOHNSON.COM

WWW.Shop.CTJohnson.net

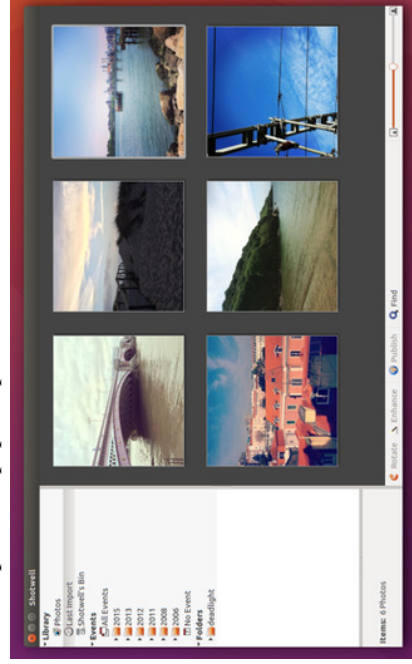
Cliff.thewiz@gmail.com


Cel: 980-939-5184



Organize your photos

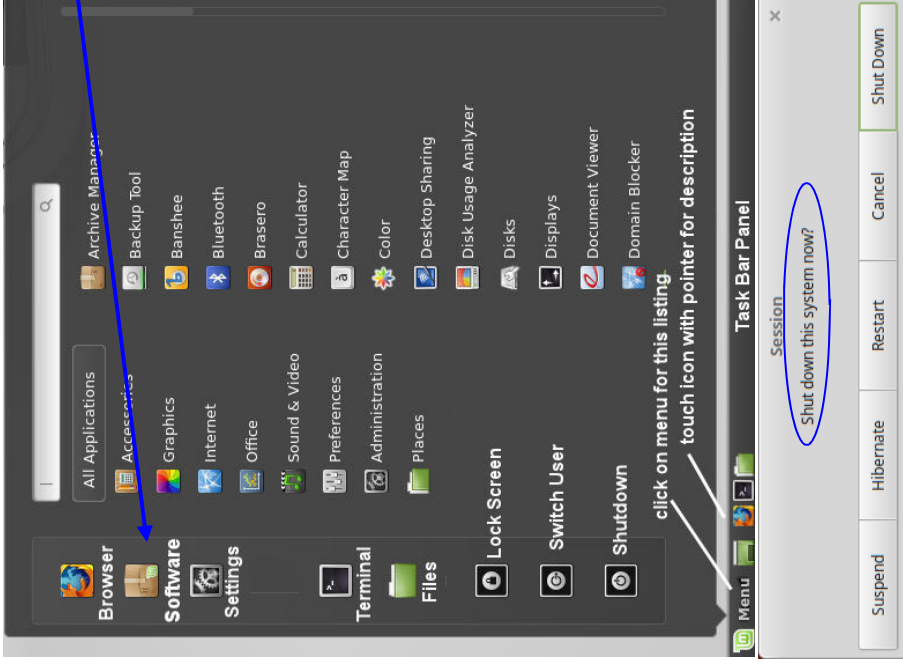
With **Shotwell**, you can quickly and easily import, organize, edit and view your pictures. And you can share your favorite snaps on all popular photo sites and social networks.



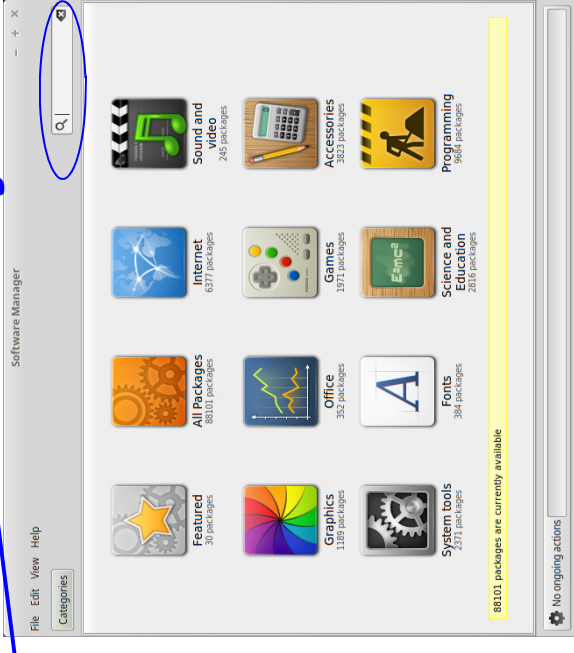


Your Linux MINT operating system

1. Connect 115V Power (be sure the power switch is in on position (if it has one)
2. Press "on" button (see symbol for it above)
3. Wait for about a minute for it to "Boot" up and you see the password win-dow, be sure the "NUM LOCK" is on if you use the number pad.
4. Sometimes you may have to wait a 10-15 seconds for the cursor to be flashing before entering the password, when you see the little dots indicating the password press "Enter", then wait a 10-15 seconds for the desktop to display.
5. A program can be executed using an icon in the TASK PANEL" at the bottom of the desktop, or, by clicking on the small "M" or "menu" at the bottom left corner of the task bar panel and it will open the programs selection.
6. Float the pointer over an icon and the description will display at the right bottom corner of the window.
7. To run (execute) a program (application) touch the icon under "all Applications" listing, then select the program by clicking on it in the column to the right.
8. Always shut the computer off properly by clicking on the "M menu" in the task bar panel, then click on the power symbol which is the bottom icon in the left column, then select "restart, shutdown, or one of the others.
9. If you plan to use the computer on a daily bases, just let it go to "sleep"; to wake it up, move the mouse or touch the "Power" button.
10. The system does have updates available over time and notifies you by an icon in the right bottom corner. If looks like the one below a updates is ready for installing. If it has a ✓ in the center it is up to date. However, it is never necessary to update, unless an application does not operate correctly.

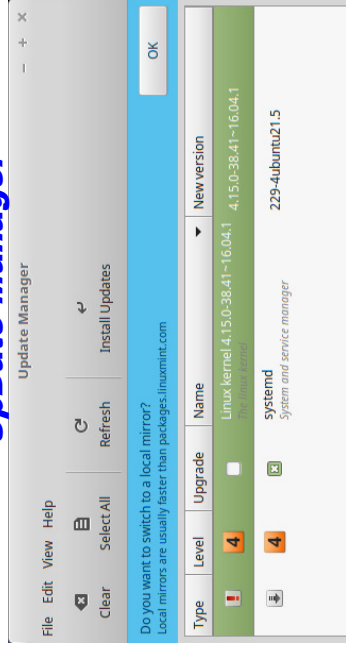


Software Manager



There are thousands of FREE software programs available for instant installation. There are selectable in the catalogs shown above and by searching in the search window circled

Update Manager



To Update system files simple click on the upgrade icon to execute the manager above and click on "Refresh", then "install Updates" a window will open for you to "Authenticate" enter your password. **Only install updates that are marked with an 'X' to be safe.**

NOTE: DO NOT click on "OK", when installing updates, it is only used to switch to a local mirror (Linux Mint Server that downloads the updates to possible download faster)

Files Manager



Select how to view your files as *details* (as above) or *icons* (circled in blue).